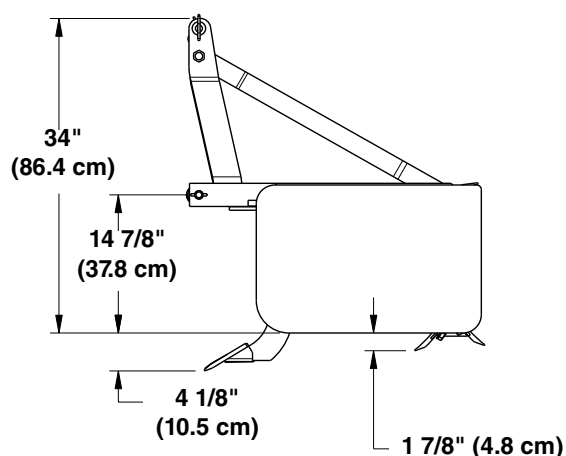
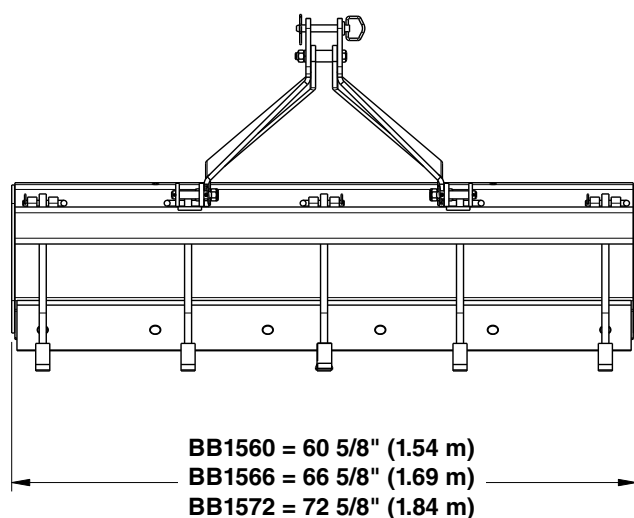


### BB15 Series

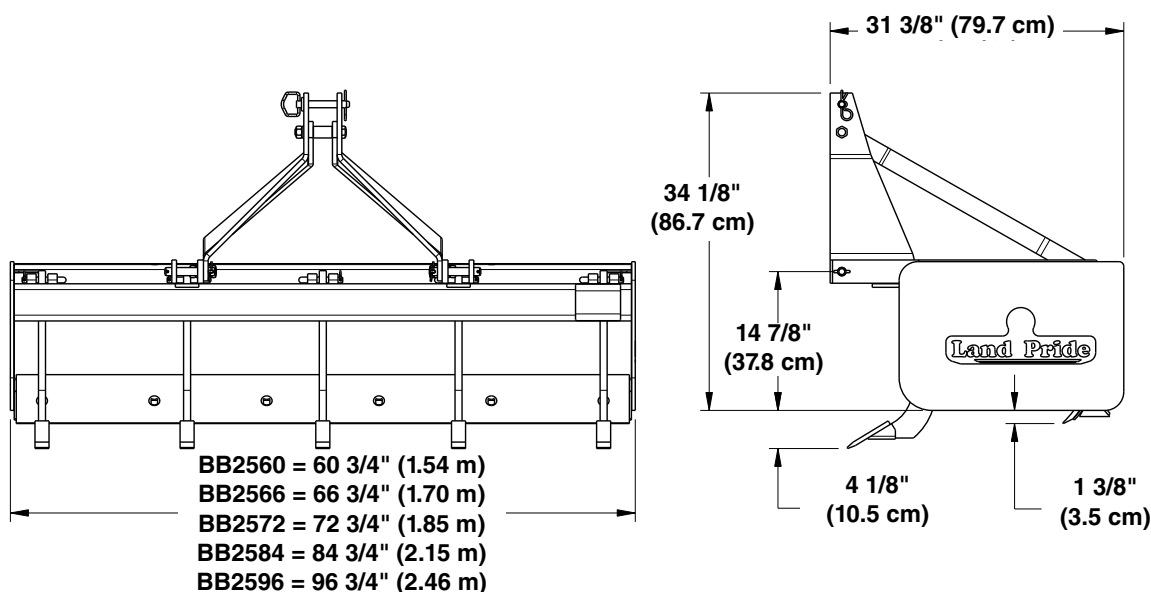
List	Specifications & Capacities		
Model Numbers	BB1560	BB1566	BB1572
Working Width	60" (1.52 m)	66" (1.68 m)	72" (1.83 m)
Capacity	12.2 cu. ft. (0.35 cu m)	13.4 cu. ft. (0.38 cu m)	14.7 cu. ft. (0.42 cu m)
Weight	428 lbs (194.1 kg)	450 lbs (204.1 kg)	504 lbs (228.6 kg)
Number of Shanks	4	5	6
Shank Material	3/4" x 2 9/16" x 18" (1.9 cm x 6.5 cm x 45.7 cm) heat treated spring steel		
Vertical Shank Positions	4- positions (2 1/4" & 1/4" (5.7 cm & 6 mm) above and 1 3/4" & 3 3/4" (4.4 cm & 9.5 cm) below scraper end plates)		
Shank Tip Construction	Replaceable heat treated dimpled-on tips		
Shank Beam	4" x 4" x 5/16" (10.2 cm x 10.2 cm x 0.8 cm) Square Tubing with 5/16" x 1" (8 mm x 25 mm) full length shank reinforcements		
Lift Mechanism	4" x 4" x 5/16" (10.2 cm x 10.2 cm x 0.8 cm) Square Tubing with 5/16" x 1" (8 mm x 25 mm) full length shank reinforcements		
Moldboard	Roll-formed moldboard - 17" (43.2 cm) High		
Side Panels	5/16" (8 mm) thick x 16" (40.6 cm) high x 24" (61.0 cm) deep		
Depth of Bucket	22" (55.9 cm)		
Bucket Reinforcement	Two welded braces to rear of bucket		
Cutting Blades	2 ea. 1/2" x 6" (1.3 cm x 15.2 cm) high carbon, heat treated cutting edges; reversible and replaceable		
Maximum H.P. Rating	40 horsepower (29.8 kw)		
A-Frame Material	1/2" x 3" (1.3 cm x 7.6 cm) HR 1021		
3-Point Hitch Type	Double strap lower hitch Cat. I (Fits Land Pride Quick Hitch)		



26746

## BB25 Series

List	Specifications & Capacities				
Model Numbers	BB2560	BB2566	BB2572	BB2584	BB2596
Working Width	60" (1.52 m)	66" (1.68 m)	72" (1.83 m)	84" (2.13 m)	96" (2.44 m)
Capacity	12.2 cu. ft. (0.35 cu m)	13.4 cu. ft. (0.38 cu m)	14.7 cu. ft. (0.42 cu m)	17.1 cu. ft. (0.48 cu m)	19.6 cu. ft. (0.56 cu m)
Weight	471 lbs (213.6 kg)	500 lbs (226.8 kg)	549 lbs (249.0 kg)	593 lbs (269.0 kg)	658 lbs (298.5 kg)
Number of Shanks	5	5	7	7	8
Shank Material	3/4" x 2 9/16" x 18" (1.9 cm x 6.5 cm x 45.7 cm) Heat Treated Spring Steel				
Vertical Shank Positions	4- positions (2 1/4" & 1/4" (57 mm & 6 mm) above and 1 3/4" & 3 3/4" (4.4 cm & 9.5 cm) below scraper end plates)				
Shank Tip Construction	Replaceable heat treated dimpled-on tips				
Shank Beam	4" x 4" x 5/16" (10.2 cm x 10.2 cm x 8 mm) Square tubing with 5/16" x 1" (8 mm x 25 mm) full length shank reinforcements				
Lift Mechanism	Manual lift with shank pin and hairpin cotter at each shank				
Moldboard	Roll-Formed Moldboard - 17" (43.2 cm) High				
Side Panels	3/8" (10 mm) thick x 16" (40.6 cm) high x 24" (61.0 cm) deep				
Depth of Bucket	22" (55.9 cm)				
Bucket Reinforcement	Two Welded Braces to Rear of Bucket Gusset Between Side Panel and Moldboard				
Cutting Blades	2 ea. 1/2" x 6" (1.3 cm x 15.2 cm) high carbon, heat treated cutting edges; reversible and replaceable				
Maximum H.P. Rating	55 horsepower (41.0 kw)				
A-Frame Material	1/2" x 9" (1.3 cm x 22.9 cm) A36 Flat Bar				
3-Point Hitch Type	Double strap lower hitches Cat. I (Fits Land Pride Quick Hitch)				
Vertical Shank Positions	4				



27520